

**Statement Showing Shareholding Pattern**

**www.khaitan.com**

**Table (I)(a)**

**Name of the Company: KHAITAN ELECTRICALS LIMITED**

**Quarter ended: 30th September, 2015**

| Category code | Category of Shareholder   | Total number of shares | Number of shares held in dematerialized | Total shareholding as a percentage of total number of shares |                            | Shares Pledged or otherwise encumbered |  |             |
|---------------|---|------------------------|---|--|----------------------------|--|--|-------------|
|               |   |                        |   | As a percentage of (A+B) <sup>1</sup>                        | As a percentage of (A+B+C) | Number of shares                       | As a percentage (IX) = (VIII)/(IV)*100 |             |
| (I)           | (II)  | (III)                  | (IV)                                    | (V)  | (VI)                       | (VII)                                  | (VIII)                                 | (IX)        |
| <b>(A)</b>    | <b>Shareholding of Promoter and Promoter Group<sup>1</sup></b>                          |                        |   |  |                            |  |  |             |
| <b>1</b>      | <b>Indian</b>   |                        |   |  |                            |  |  |             |
| (a)           | Individuals/ Hindu Undivided Family   | 13                     | 535003                                  | 435003   | 4.65                       | 4.65                                   | 0                                      | 0.00        |
| (b)           | Central Government/ State Government(s)   |                        |   |  | 0.00                       | 0.00                                   | 0                                      | 0.00        |
| (c)           | Bodies Corporate  | 6                      | 5809205                                 | 4609205  | 50.51                      | 50.51                                  | 0                                      | 0.00        |
| (d)           | Financial Institutions/ Banks   |                        |   |  | 0.00                       | 0.00                                   | 0                                      | 0.00        |
| (e)           | Any Others(Specify)   |                        |   |  | 0.00                       | 0.00                                   | 0                                      | 0.00        |
| (e-i)         |   |                        |   |  | 0.00                       | 0.00                                   | 0                                      | 0.00        |
| (e-ii)        |   |                        |   |  | 0.00                       | 0.00                                   | 0                                      | 0.00        |
|               | <b>Sub Total(A)(1)</b>  | <b>19</b>              | <b>6344208</b>                          | <b>5044208</b>   | <b>55.17</b>               | <b>55.17</b>                           | <b>0</b>                               | <b>0.00</b> |
| <b>2</b>      | <b>Foreign</b>  |                        |   |  |                            |  |  |             |
| a             | Individuals (Non-Residents Individuals/ Foreign Individuals)                            |                        |   |  | 0.00                       | 0.00                                   |  | 0.00        |
| b             | Bodies Corporate  |                        |   |  | 0.00                       | 0.00                                   |  | 0.00        |
| c             | Institutions  |                        |   |  | 0.00                       | 0.00                                   |  | 0.00        |
| d             | Any Others(Specify)   |                        |   |  | 0.00                       | 0.00                                   |  | 0.00        |
| d-i           |   |                        |   |  | 0.00                       | 0.00                                   |  | 0.00        |
| d-ii          |   |                        |   |  | 0.00                       | 0.00                                   |  | 0.00        |
|               | <b>Sub Total(A)(2)</b>  | <b>0</b>               | <b>0</b>                                | <b>0</b>   | <b>0.00</b>                | <b>0.00</b>                            | <b>0</b>                               | <b>0.00</b> |
|               | <b>Total Shareholding of Promoter and Promoter Group (A)= (A)(1)+(A)(2)</b>             | <b>19</b>              | <b>6344208</b>                          | <b>5044208</b>   | <b>55.17</b>               | <b>55.17</b>                           | <b>0</b>                               | <b>0.00</b> |
| <b>(B)</b>    | <b>Public shareholding</b>  |                        |   |  |                            |  |  |             |
| <b>1</b>      | <b>Institutions</b>   |                        |   |  |                            |  |  |             |
| (a)           | Mutual Funds/ UTI   | 1                      | 23                                      | 0  | 0.00                       | 0.00                                   |  |             |
| (b)           | Financial Institutions/ Banks   | 6                      | 275233                                  | 260595   | 2.39                       | 2.39                                   |  |             |
| (c)           | Central Government/ State Government(s)   |                        |   |  | 0.00                       | 0.00                                   |  |             |
| (d)           | Venture Capital Funds   |                        |   |  | 0.00                       | 0.00                                   |  |             |
| (e)           | Insurance Companies   |                        |   |  | 0.00                       | 0.00                                   |  |             |
| (f)           | Foreign Institutional Investors   | 0                      | 0                                       | 0  | 0.00                       | 0.00                                   |  |             |
| (g)           | Foreign Venture Capital Investors   |                        |   |  | 0.00                       | 0.00                                   |  |             |
| (h)           | Any Other (specify)   |                        |   |  | 0.00                       | 0.00                                   |  |             |
| (h-i)         |   |                        |   |  | 0.00                       | 0.00                                   |  |             |
| (h-ii)        |   |                        |   |  | 0.00                       | 0.00                                   |  |             |
|               | <b>Sub-Total (B)(1)</b>   | <b>7</b>               | <b>275256</b>                           | <b>260595</b>  | <b>2.39</b>                | <b>2.39</b>                            |  |             |
| <b>B 2</b>    | <b>Non-institutions</b>   |                        |   |  |                            |  |  |             |
| (a)           | Bodies Corporate  | 142                    | 1849891                                 | 1845143  | 16.09                      | 16.09                                  | 8520                                   | 0.46        |
| (b)           | Individuals   |                        |   |  | 0.00                       | 0.00                                   |  |             |
| I             | Individuals -i. Individual shareholders holding nominal share capital up to Rs 1 lakh   | 18982                  | 2174319                                 | 1022143  | 18.91                      | 18.91                                  | 1380                                   | 0.06        |
| II            | ii. Individual shareholders holding nominal share capital in excess of Rs. 1 lakh.      | 8                      | 835263                                  | 835263   | 7.26                       | 7.26                                   |  |             |
| (c)           | Any Other (NRFS)  | 41                     | 15096                                   | 14944  | 0.13                       | 0.13                                   |  |             |
| (c-i)         | Any Other (Clearing Members)  | 9                      | 4722                                    | 4722   | 0.04                       | 0.04                                   |  |             |
| (c-ii)        | Any Other (Trust)   | 3                      | 1245                                    | 1245   | 0.01                       | 0.01                                   |  |             |
|               | <b>Sub-Total (B)(2)</b>   | <b>19185</b>           | <b>4880536</b>                          | <b>3723460</b>   | <b>42.44</b>               | <b>42.44</b>                           | <b>9900</b>                            | <b>0.20</b> |
| <b>(B)</b>    | <b>Total Public Shareholding (B)= (B)(1)+(B)(2)</b>                                     | <b>19192</b>           | <b>5155792</b>                          | <b>3984055</b>   | <b>44.83</b>               | <b>44.83</b>                           | <b>9900</b>                            | <b>0.19</b> |
|               | <b>TOTAL (A)+(B)</b>  | <b>19211</b>           | <b>11500000</b>                         | <b>9028263</b>   | <b>100.00</b>              | <b>100.00</b>                          | <b>9900</b>                            | <b>0.09</b> |
| <b>(C)</b>    | <b>Shares held by Custodians and against which Depository Receipts have been issued</b> |                        |   |  |                            |  |  |             |
| <b>1</b>      | <b>Promoter and Promoter Group</b>  | <b>0</b>               | <b>0</b>                                | <b>0</b>   | <b>0.00</b>                | <b>0.00</b>                            | <b>0</b>                               | <b>0.00</b> |
| <b>2</b>      | <b>Public</b>   | <b>0</b>               | <b>0</b>                                | <b>0</b>   | <b>0.00</b>                | <b>0.00</b>                            | <b>0</b>                               | <b>0.00</b> |
|               | <b>Sub-Total (C)</b>  | <b>0</b>               | <b>0</b>                                | <b>0</b>   | <b>0.00</b>                | <b>0.00</b>                            | <b>0</b>                               | <b>0.00</b> |
|               | <b>GRAND TOTAL (A)+(B)+(C)</b>  | <b>19211</b>           | <b>11500000</b>                         | <b>9028263</b>   | <b>100.00</b>              | <b>100.00</b>                          | <b>9900</b>                            | <b>0.09</b> |

\*NOTE 1. 500000 Equity share Warrants Converted into Equity shares on 12.03.07(Warrants Allotted to Promoters on 28.03.06)  
 2. 800000 Equity share Warrants Converted into Equity shares on 12.03.07(1000000 Warrants Allotted to Promoters on 14.12.06)

For and on behalf of  
**khaitan electricals Ltd.**

*Phoraris*

Company Secretary



**The name is enough**

Marketing Division: 46C J. L. Nehru Road, 18th Floor, Kolkata - 700 071 ☎ 033 4050 5000 📠 033 2288 3961  
 @marketing@khaitan.com CIN: L31909AP1975PLC001949  
 Toll-free: 1800 123 8120  
 Registered Office: A-13, Co-operative Industrial Estate, Balanagar, Hyderabad - 500 037

## Introductory sub-table (I)(a)

|  |                  |                                      |  |   |
|--|------------------|--------------------------------------|--|---|
| Name of the Company: KHAITAN ELECTRICALS LIMITED   |                  |                                      |  |   |
| Scrip Code, Name of the scrip, class of security: 504269, KHAITANE, EQUITY   |                  |                                      |  |   |
| Quarter ended: 30th September, 2015  |                  |                                      |  |   |
| <b>Partly paid-up shares:-</b>   |                  | <b>No. of partly paid-up shares</b>  | <b>As a % of total no. of partly paid-up shares</b>              | <b>As a % of total no. of shares of the company</b>   |
| Held by promoter/promoter group  |                  | 0                                    | 0  | 0   |
| Held by public   |                  | 0                                    | 0  | 0   |
|  |                  |                                      |  | 0   |
|  | <b>Total - D</b> | <b>0</b>                             | <b>0</b>   | <b>0</b>  |
| <b>Outstanding convertible securities:-</b>  |                  | <b>No. of outstanding securities</b> | <b>As a % of total no. of outstanding convertible securities</b> | <b>As a % of total no. of shares of the company, assuming full conversion of the convertible securities</b> |
| Held by promoter/promoter group  |                  | 0                                    | 0  | 0   |
| Held by public   |                  | 0                                    | 0  | 0   |
|  |                  |                                      |  | 0   |
|  | <b>Total - E</b> | <b>0</b>                             | <b>0</b>   | <b>0</b>  |
| <b>Warrants:-</b>  |                  | <b>No. of warrants</b>               | <b>As a % of total no. of warrants</b>                           | <b>As a % of total no. of shares of the company, assuming full conversion of warrants</b>                   |
| Held by promoter/promoter group  |                  | 0                                    | 0  | 0   |
| Held by public   |                  | 0                                    | 0  | 0   |
|  |                  |                                      |  | 0   |
|  | <b>Total - F</b> | <b>0</b>                             | <b>0</b>   | <b>0</b>  |
| <b>Total paid-up capital of the company, assuming full conversion of warrants and convertible securities (Grand Total (A+B+C)+ D+E+F )</b> |                  |                                      | <b>11500000</b>  | <b>100</b>  |

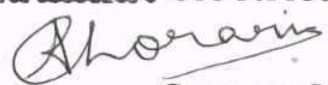
For and on behalf of  
**khaitan** electricals Ltd.

*Rhoravis*

Company Secretary

(I)(b) Statement showing holding of securities (including shares, warrants, convertible securities) of persons belonging to the category "Promoter and Promoter Group" as on 30th September, 2015

| Sr. No.      | Name of the shareholder                 | Total shares held |                                   | Shares pledged or otherwise encumbered |                    |  | Details of warrants     |   | Details of convertible securities     |   | Total shares (including underlying shares assuming full conversion of warrants and convertible securities) as a % of diluted share capital |
|--------------|---|-------------------|-----------------------------------|--|--------------------|--|-------------------------|---|---------------------------------------|---|--|
|              |   | Number of shares  | As a % of grand total (A)+(B)+(C) | Number                                 | As a percentage    | As a % of grand total (A)+(B)+(C) of sub-clause (I)(a) | Number of warrants held | As a % total number of warrants of the same class | Number of convertible securities held | As a % total number of convertible securities of the same class |  |
| (I)          | (II)                                    | (III)             | (IV)                              | (V)                                    | (VI)=(V)/(III)*100 | (VII)  | (VIII)                  | (IX)  | (X)                                   | (XI)  | (XII)  |
| 1            | KHAITAN LEFIN LIMITED                   | 2883373           | 23.33                             | 0                                      | 0.00               | 0.00   | 0                       | 0.00  | 0                                     | 0.00  | 23.33  |
| 2            | KHAITAN (INDIA) LIMITED                 | 1708018           | 14.85                             | 0                                      | 0.00               | 0.00   | 0                       | 0.00  | 0                                     | 0.00  | 14.85  |
| 3            | KHAITAN LEFIN LIMITED                   | 900000            | 7.83                              | 0                                      | 0.00               | 0.00   | 0                       | 0.00  | 0                                     | 0.00  | 7.83   |
| 4            | THE ORIENTAL MERCANTILE COMPANY LTD     | 300000            | 2.61                              | 0                                      | 0.00               | 0.00   | 0                       | 0.00  | 0                                     | 0.00  | 2.61   |
| 5            | SUNIL KRISHNA KHAITAN                   | 219164            | 1.91                              | 0                                      | 0.00               | 0.00   | 0                       | 0.00  | 0                                     | 0.00  | 1.91   |
| 6            | KHAITAN HOTELS PVT. LTD.                | 192289            | 1.67                              | 0                                      | 0.00               | 0.00   | 0                       | 0.00  | 0                                     | 0.00  | 1.67   |
| 7            | SARITA DABRIWAL                         | 56740             | 0.49                              | 0                                      | 0.00               | 0.00   | 0                       | 0.00  | 0                                     | 0.00  | 0.49   |
| 8            | SUNIL KRISHNA KHAITAN                   | 50000             | 0.43                              | 0                                      | 0.00               | 0.00   | 0                       | 0.00  | 0                                     | 0.00  | 0.43   |
| 9            | SHREE KRISHNA KHAITAN                   | 50000             | 0.43                              | 0                                      | 0.00               | 0.00   | 0                       | 0.00  | 0                                     | 0.00  | 0.43   |
| 10           | SUNAY KRISHNA KHAITAN                   | 40329             | 0.35                              | 0                                      | 0.00               | 0.00   | 0                       | 0.00  | 0                                     | 0.00  | 0.35   |
| 11           | VIDITA KHAITAN                          | 28215             | 0.25                              | 0                                      | 0.00               | 0.00   | 0                       | 0.00  | 0                                     | 0.00  | 0.25   |
| 12           | ISHANI KHAITAN                          | 28270             | 0.23                              | 0                                      | 0.00               | 0.00   | 0                       | 0.00  | 0                                     | 0.00  | 0.23   |
| 13           | VAGEESHA KHAITAN                        | 28175             | 0.23                              | 0                                      | 0.00               | 0.00   | 0                       | 0.00  | 0                                     | 0.00  | 0.23   |
| 14           | THE ORIENTAL MERCANTILE COMPANY LIMITED | 25525             | 0.22                              | 0                                      | 0.00               | 0.00   | 0                       | 0.00  | 0                                     | 0.00  | 0.22   |
| 15           | SHREEKRISHNA KHAITAN                    | 10650             | 0.09                              | 0                                      | 0.00               | 0.00   | 0                       | 0.00  | 0                                     | 0.00  | 0.09   |
| 16           | SUNITA KAILASH DIDWANIA                 | 8620              | 0.07                              | 0                                      | 0.00               | 0.00   | 0                       | 0.00  | 0                                     | 0.00  | 0.07   |
| 17           | SHREEKRISHNA KHAITAN                    | 6890              | 0.06                              | 0                                      | 0.00               | 0.00   | 0                       | 0.00  | 0                                     | 0.00  | 0.06   |
| 18           | SALJAN KUMAR DABRIWAL                   | 6660              | 0.06                              | 0                                      | 0.00               | 0.00   | 0                       | 0.00  | 0                                     | 0.00  | 0.06   |
| 19           | SUNIL KRISHNA KHAITAN                   | 5290              | 0.05                              | 0                                      | 0.00               | 0.00   | 0                       | 0.00  | 0                                     | 0.00  | 0.05   |
| <b>TOTAL</b> |   | <b>6344208</b>    | <b>55.17</b>                      | <b>0</b>                               | <b>0.00</b>        | <b>0.00</b>  | <b>0</b>                | <b>0.00</b>                                       | <b>0</b>                              | <b>0.00</b>   | <b>55.17</b>   |

For and on behalf of  
**khaitan** electricals Ltd.  
  
 Company Secretary

(D)(c)(i) Statement showing holding of securities (including shares, warrants, convertible securities) of persons belonging to the category "Public" and holding more than 1% of the total number of shares as on 30th September, 2015

| Sr. No.      | Name of the shareholder                | Number of shares | Shares as a percentage of total number of shares (i.e., Grand Total (A)+(B)+(C) indicated in Statement at para (D)(a) above) | Detail of warrants      |   | Details of convertible securities     |  | Total shares (including underlying shares assuming full conversion of warrants and convertible securities as a % of diluted share) |
|--------------|--|------------------|--|-------------------------|---|---------------------------------------|--|--|
|              |  |                  |  | Number of warrants held | As a % total number of warrants of the same class | Number of convertible securities held | % w.r.t total number of convertible securities of the same class |  |
| 1            | GLAXO FINANCE PVT. LTD.                | 475378           | 4.13   | 0                       | 0.00  | 0                                     | 0.00   | 4.13   |
| 2            | GANDHARI TEA TRADERS PRIVATE LIMITED   | 370349           | 3.22   | 0                       | 0.00  | 0                                     | 0.00   | 3.22   |
| 3            | AKASH BHANSHALI                        | 326525           | 2.84   | 0                       | 0.00  | 0                                     | 0.00   | 2.84   |
| 4            | KHWAISH TRADECOM PRIVATE LIMITED       | 300200           | 2.61   | 0                       | 0.00  | 0                                     | 0.00   | 2.61   |
| 5            | NEWWAY CONSTRUCTIONS LIMITED           | 248267           | 2.16   | 0                       | 0.00  | 0                                     | 0.00   | 2.16   |
| 6            | UNITED INDIA INSURANCE COMPANY LIMITED | 225213           | 1.96   | 0                       | 0.00  | 0                                     | 0.00   | 1.96   |
| 7            | VALLABH BHANSHALI                      | 166600           | 1.45   | 0                       | 0.00  | 0                                     | 0.00   | 1.45   |
| 8            | AKSHAT TIBREWALA                       | 129000           | 1.12   | 0                       | 0.00  | 0                                     | 0.00   | 1.12   |
| 9            | YUTHIKA VYAPAR PRIVATE LIMITED .       | 115810           | 1.01   | 0                       | 0.00  | 0                                     | 0.00   | 1.01   |
|              |  |                  |  |                         |   |                                       |  |  |
| <b>TOTAL</b> |  | <b>2357342</b>   | <b>20.50</b>   | <b>0</b>                | <b>0.00</b>                                       | <b>0</b>                              | <b>0.00</b>  | <b>20.50</b>   |

For and on behalf of  
**khaitan** electricals Ltd

*Ahoran*

Company Secretar

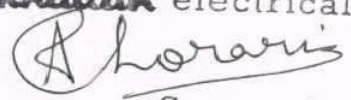
(D)(c)(ii) Statement showing holding of securities (including shares, warrants, convertible securities) of persons (together with belonging to the category PAC) belonging to the category "Public" and holding more than 5% of the total number of shares as on 30th September, 2015

| Sr. No.      | Name of the shareholder | Number of shares | Shares as a percentage of total number of shares (i.e., Grand Total (A)+(B)+(C) indicated in Statement at para (I)(a) above) | Detail of warrants      |   | Details of convertible securities     |  | Total shares (including underlying shares assuming full conversion of warrants and convertible securities as a % of diluted share capital) |
|--------------|-------------------------|------------------|--|-------------------------|---|---------------------------------------|--|--|
|              |                         |                  |  | Number of warrants held | As a % total number of warrants of the same class | Number of convertible securities held | % w.r.t total number of convertible securities of the same class |  |
| 1            | NIL                     | 0                | 0.00   | 0                       | 0.00  | 0                                     | 0.00   | 0.00   |
| 2            |                         | 0                | 0.00   | 0                       | 0.00  | 0                                     | 0.00   | 0.00   |
|              |                         | 0                | 0.00   | 0                       | 0.00  | 0                                     | 0.00   | 0.00   |
|              |                         | 0                | 0.00   | 0                       | 0.00  | 0                                     | 0.00   | 0.00   |
| <b>TOTAL</b> |                         | <b>0</b>         | <b>0.00</b>  | <b>0</b>                | <b>0.00</b>                                       | <b>0</b>                              | <b>0.00</b>  | <b>0.00</b>  |

For and on behalf of  
**khaitan** electricals Ltd.  
*Ahoraris*  
 Company Secretary

(I)(d) Statement showing details of locked-in shares as on 30th September, 2015

| Sr. No.      | Name of the shareholder | Number of locked-in shares | Locked-in shares as a percentage of total number of shares {i.e., Grand Total (A)+(B)+(C) indicated in Statement at para (I)(a) above} |
|--------------|-------------------------|----------------------------|--|
| 1            |                         | 0                          | 0.00   |
| 2            |                         | 0                          | 0.00   |
| 3            | NIL                     | 0                          | 0.00   |
| 4            |                         | 0                          | 0.00   |
|              |                         |                            | 0.00   |
|              |                         |                            | 0.00   |
| <b>TOTAL</b> |                         | <b>0</b>                   | <b>0.00</b>  |

For and on behalf of  
**Khaitan** electricals Ltd  
  
Company Secretary

(II)(a) Statement showing details of Depository Receipts (DRs) as on 30th September, 2015

| Sr. No.      | Type of outstanding DR<br>(ADRs, GDRs, SDRs, etc.) | Number of outstanding<br>DRs | Number of shares<br>underlying outstanding DRs | Shares underlying outstanding DRs as a<br>percentage of total number of shares<br>{i.e., Grand Total (A)+(B)+(C) indicated<br>in Statement at para (I)(a) above} |
|--------------|--|------------------------------|--|--|
| 1            |  |                              |  | 0.00   |
| 2            |  |                              |  | 0.00   |
| 3            |  |                              |  | 0.00   |
| 4            |  |                              |  | 0.00   |
| 5            |  |                              |  | 0.00   |
| 6            | NIL  | NIL                          | 0  | 0.00   |
| 7            |  |                              |  | 0.00   |
| 8            |  |                              |  | 0.00   |
| 9            |  |                              |  | 0.00   |
|              |  |                              |  | 0.00   |
|              |  |                              |  | 0.00   |
| <b>TOTAL</b> |  | <b>0</b>                     | <b>0</b>                                       | <b>0.00</b>  |

For and on behalf of  
**khaitan** electricals Ltd.




Company Secretary

(II)(b) Statement showing holding of Depository Receipts (DRs), where underlying shares held by "promoter/promoter group" are in excess of 1% of the total number of shares as on 30th September, 2015

| Sr. No. | Name of the DR Holder | Type of outstanding DR (ADRs, GDRs, SDRs, etc.) | Number of shares underlying outstanding DRs | Shares underlying outstanding DRs as a percentage of total number of shares (i.e., Grand Total (A)+(B)+(C) indicated in Statement at para (I)(a) above) |
|---------|-----------------------|---|---|---|
| 1       |                       |   |   | 0.00  |
| 2       |                       |   |   | 0.00  |
| 3       |                       |   |   | 0.00  |
| 4       |                       |   |   | 0.00  |
| 5       |                       |   |   | 0.00  |
| 6       | NIL                   | NIL   | 0   | 0.00  |
| 7       |                       |   |   | 0.00  |
| 8       |                       |   |   | 0.00  |
| 9       |                       |   |   | 0.00  |
|         |                       |   |   | 0.00  |
|         |                       |   |   | 0.00  |
| TOTAL   |                       |   | 0   | 0.00  |

For and on behalf of  
**Khatan** electricals Ltd.



Company Secretary